

STANDARD CONTAINERS.....

STANDARD 20'

inside length	inside width	inside height	door width	door height	capacity	tare weight	maxi cargo
19'4"	7'8"	7'10"	7'8"	7'6"	1,172 Cft	4,916 Lbs	47,900 Lbs
5.900 m	2.350 m	2.393 m	2.342 m	2.280 m	33.2 Cu.m	2,230 Kgs	21,770 Kgs

STANDARD 40'

inside length	inside width	inside height	door width	door height	capacity	tare weight	maxi cargo
39'5"	7'8"	7'10"	7'8"	7'6"	2,390 Cft	8,160 Lbs	59,040 Lbs
12.036 m	2.350 m	2.392 m	2.340 m	2.280 m	67.7 Cu.m	3,700 Kgs	26,780 Kgs



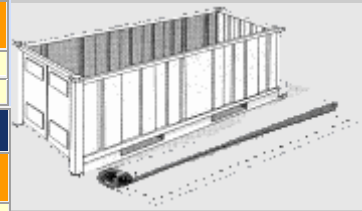
OPEN TOP CONTAINERS.....

OPEN TOP 20'

inside length	inside width	inside height	door width	door height	capacity	tare weight	maxi cargo
19'4"	7'7"	7'8"	7'6"	7'2"	1,136 Cft	5,280 Lbs	47,620 Lbs
5.894 m	2.311 m	2.354 m	2.286 m	2.184 m	32.23 Cu.m	2,400 Kgs	21,600 Kgs

OPEN TOP 40'

inside length	inside width	inside height	door width	door height	capacity	tare weight	maxi cargo
39'5"	7'8"	7'8"	7'8"	7'5"	2,350 Cft	8,490 Lbs	58,710 Lbs
12.028 m	2.350 m	2.345 m	2.341 m	2.274 m	65.5 Cu.m	3,850 Kgs	26,630 Kgs



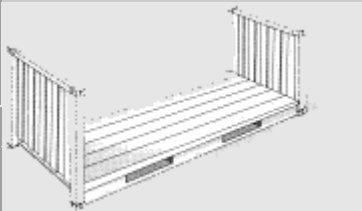
FLAT RACK CONTAINERS.....

FLAT RACK 20'

inside length	inside width	inside height	door width	door height	capacity	tare weight	maxi cargo
18'5"	7'3"	7'4"	-	-	-	5,578 Lbs	47,333 Lbs
5.620 m	2.200 m	2.233 m	-	-	-	2,530 Kgs	21,470 Kgs

FLAT RACK 40'

inside length	inside width	inside height	door width	door height	capacity	tare weight	maxi cargo
39'7"	6'10"	6'5"	-	-	-	12,081 Lbs	85,800 Lbs
12.080 m	2.438 m	2.103 m	-	-	-	5,480 Kgs	39,000 Kgs



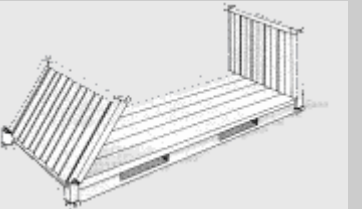
FLAT RACK COLLAPSIBLE CONTAINERS.....

FLAT RACK COLLAPSIBLE 20'

inside length	inside width	inside height	door width	door height	capacity	tare weight	maxi cargo
18'6"	7'3"	7'4"	-	-	-	6,061 Lbs	61,117 Lbs
5.618 m	2.208 m	2.233 m	-	-	-	2,750 Kgs	27,730 Kgs

FLAT RACK COLLAPSIBLE 40' (STAK BED)

inside length	inside width	inside height	door width	door height	capacity	tare weight	maxi cargo
39'7"	6'10"	6'5"	-	-	-	12,787 Lbs	85,800 Lbs
12.080 m	2.126 m	2.043 m	-	-	-	5,800 Kgs	39,000 Kgs



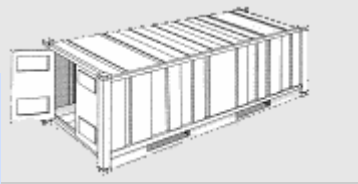
REEFER CONTAINERS.....

REEFER 20'

inside length	inside width	inside height	door width	door height	capacity	tare weight	maxi cargo
17'8"	7'5"	7'5"	7'5"	7'3"	1,000 Cft	7,040 Lbs	45,760 Lbs
5.425 m	2.275 m	2.260 m	2.258 m	2.216 m	28.3 Cu.m	3,200 Kgs	20,800 Kgs

REEFER 40'

inside length	inside width	inside height	door width	door height	capacity	tare weight	maxi cargo
37'8"	7'5"	7'2"	7'5"	7'0"	2,040 Cft	10,780 Lbs	56,276 Lbs
11.493 m	2.270 m	2.197 m	2.282 m	2.155 m	57.8 Cu.m	4,900 Kgs	25,580 Kgs



HIGH CUBE 40' CONTAINERS.....

STANDARD 40' HIGH CUBE

inside length	inside width	inside height	door width	door height	capacity	tare weight	maxi cargo
37'11"	7'6"	8'2"	7'6"	8'0"	2,344 Cft	9,900 Lbs	57,561 Lbs
11.557 m	2.294 m	2.500 m	2.294 m	2.440 m	66.6 Cu.m	4,500 Kgs	25,980 Kgs

HIGH CUBE 40'

inside length	inside width	inside height	door width	door height	capacity	tare weight	maxi cargo
39'5"	7'8"	8'10"	7'8"	8'5"	2,694 Cft	8,750 Lbs	58,450 Lbs
12.036 m	2.350 m	2.697 m	2.338 m	2.585 m	76.3 Cu.m	3,970 Kgs	26,510 Kgs



PLATFORM CONTAINERS.....

PLATFORM 20'

inside length	inside width	inside height	door width	door height	capacity	tare weight	maxi cargo
19'11"	8'0"	7'4"	-	-	-	6,061 Lbs	52,896 Lbs
6.058 m	2.438 m	2.233 m	-	-	-	2,750 Kgs	24,000 Kgs

PLATFORM 40'

inside length	inside width	inside height	door width	door height	capacity	tare weight	maxi cargo
40'00"	8'0"	6'5"	-	-	-	12,783 Lbs	86,397 Lbs
12.18 m	2.40 m	1.95 m	-	-	-	5,800 Kgs	39,200 Kgs

